

Curaçao Tourism Stats for Press release

September 2024

Curaçao tourism highlights: September 2024



September stayover arrivals

49,858

+8%
compared to Sept. 2023



September stayover nights

416,454

+6%
compared to Sept. 2023



September cruise arrivals

30,229

+20%
compared to Sept. 2023



Top 5 source market performance in September

The Netherlands

17,185

+12%
compared to
September 2023

USA

11,908

+13%
compared to
September 2023

Brazil

3,821

+24%
compared to
September 2023

Colombia


3,009

-13%
compared to
September 2023

Venezuela

2,538

+166%
compared to
September 2023



Accommodation share in September (%)

Resort Hotels
54%

Other lodgings
46%


Curaçao tourism highlights: YTD Jan - Sep 2024



YTD stayover arrivals

513,875

+23%
compared to YTD 2023



YTD stayover nights

4,360,015

+18%
compared to YTD 2023



YTD cruise arrivals

592,686

21%
compared to YTD 2023



Top 5 source market performance YTD

The Netherlands

183,165

+21%
compared to YTD 2023

USA

131,986

+26%
compared to YTD 2023

Colombia

34,209

+31%
compared to YTD 2023

Brazil


31,802

+82%
compared to YTD 2023

Canada

24,287

+13%
compared to YTD 2023



Accommodation share YTD (%)

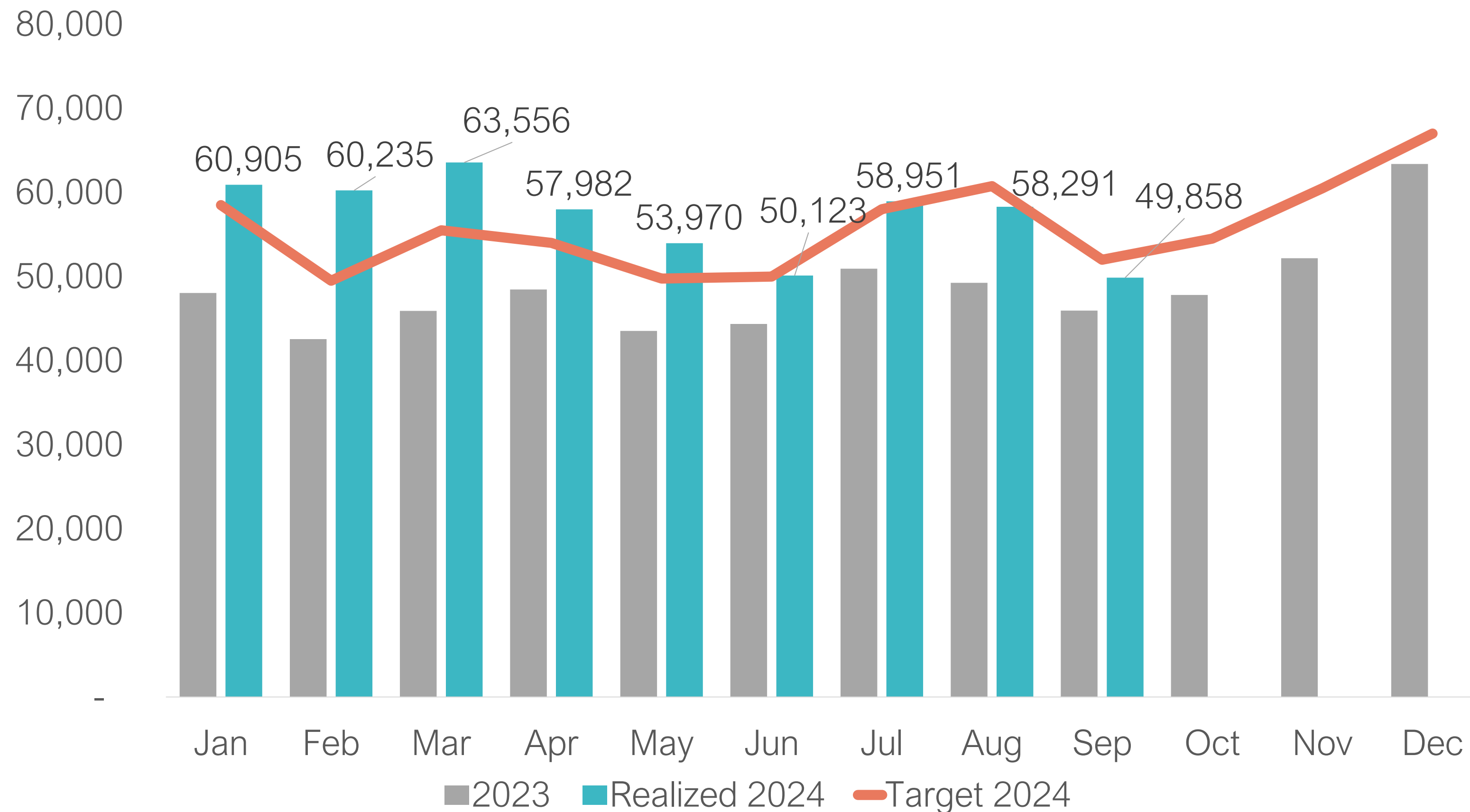
Resort Hotels

54%

Other lodgings

46%

2024 performance



Data facts:

- On track to reach 2024 targets, which is 670,000 stayover arrivals
- Current projection is set at 700,000 stayover arrivals by end of 2024
- Jan through September 2024: 513,875 stayover arrivals
- Jan through September 2023: 419,021 stayover arrivals
- Growth Jan 2024: 27%
- Growth Feb 2024: 42%
- Growth Mar 2024: 38%
- Growth Apr 2024: 20%
- Growth May 2024: 24%
- Growth June 2024: 13%
- Growth July 2024: 16%
- Growth Aug 2024: 18%
- Growth Sep 2024: 8%
- YTD growth: 23%